

Dimensions

Internal Floor Area: **11.87m²**

External Floor Area: **14.57m²**

Internal Volume: **27.20m³**

External Volume (excl DPC): **32.98m³**

External Volume (incl DPC): **35.89m³**

External Heights: **2552**

Tiles

Floor Tile Area: **11.87m²**

Tile Edge Length: mm

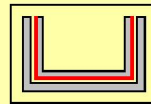
= **132 Tiles**

Tiles/Pack:

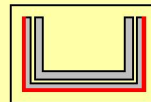
= **7 Packs**

Legend

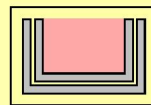
Internal Brick Area



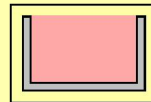
External Brick Area



Internal Floor Area



External Floor Area



Windows

Window Glazing Area: **16.54m²**

Window Frames: **13**

Welded Cill Sections: **3**

Sealed Window Units: **14**

Bay Poles: **2**

Frame Extensions: **0**

Frame Couplers: **10**

External Brickwork

Ext. Brickwork Area: **7.11m²**

Brick Width: mm

Brick Height: mm

= **509 Bricks**

Bricks/Pallet: = **2 Pallets**

Internal Brickwork

Int. Brickwork Area: **6.70m²**

Brick Width: mm

Brick Height: mm

= **480 Bricks**

Bricks/Pallet: = **2 Pallets**

Roof Glazing

Roof Panels (Inc Vents): **8**

Roof Glazing Area: **13.30m²**

Other

House Wall Area for Plastering: **10.97m²**

Linear Length of Footings: **10500 m**

Bricks

Total Brickwork Area: **13.81m²**

Total DPC Area (int): **2.10m²**

Total DPC Area (ext): **2.18m²**

Note: These details are not guaranteed to be accurate and may in some cases be approximations. Please use as a guide only and check values

Print...

Done